

How to Use Provider Search Before Your Coverage Begins

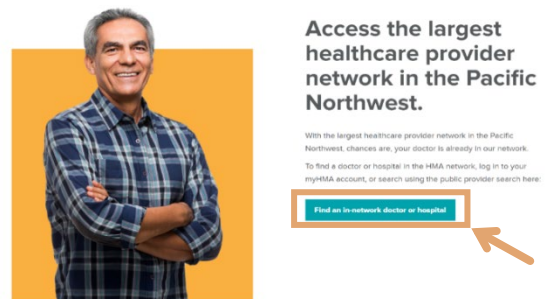
Welcome to Healthcare Management Administrators (HMA)! Your health plan coverage with us will start soon. You can use our public provider search to check if a doctor, specialist, or medical facility is in our network.

Begin By Visiting Our Website:

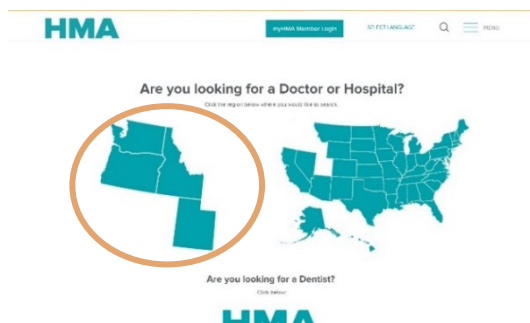
- 1 Visit www.accesshma.com and click “Member” halfway down homepage



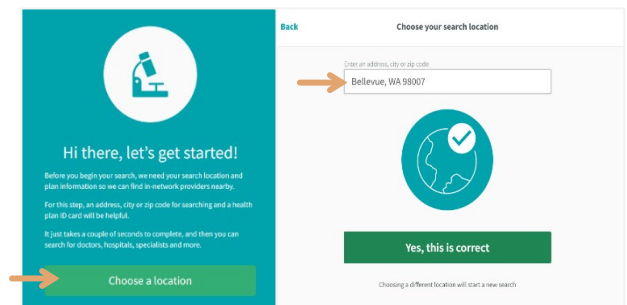
- 2 Select “Find an in-network doctor or hospital”



- 3 Select the state where you wish to locate a doctor or specialist

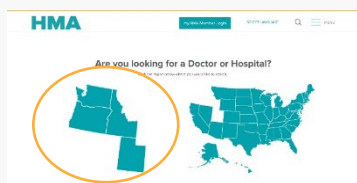


- 4 Click on “Choose a location” and enter your search location




Continued on the next page ➤

If you have questions about your health plan or want to find an in-network provider, contact our **Customer Care Team**. They are available to help Monday-Friday 5:00 AM to 6:00 PM PST at 877-742-6445.



Searching in WA, OR, ID, or UT

How to Check if a Doctor or Specialist is In-network:

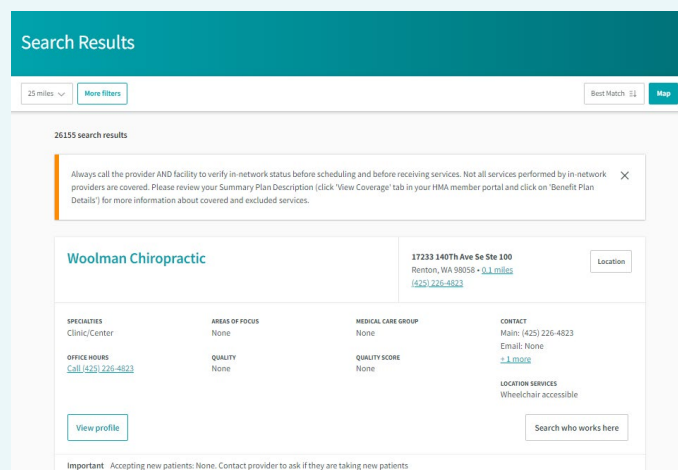
5 Select one of the four boxes on the main screen and enter the *required information* and click on the 



The other option is to select one of the four **shortcut buttons** located under the four boxes within distance without entering any information.



6 View the results for your doctor, specialist, or facility.



*If the provider you are looking for is not listed in the search results, then that provider is not contracted with HMA's network.

Important Accepting new patients: None. Contact provider to ask if they are taking new patients

Important Out of plan as of 07/27/2024

Important TELEHEALTH ONLY AVAILABLE IN WASHINGTON

At the bottom of each provider's information page, remember to read the **Important** messages listed under the "Important" section.

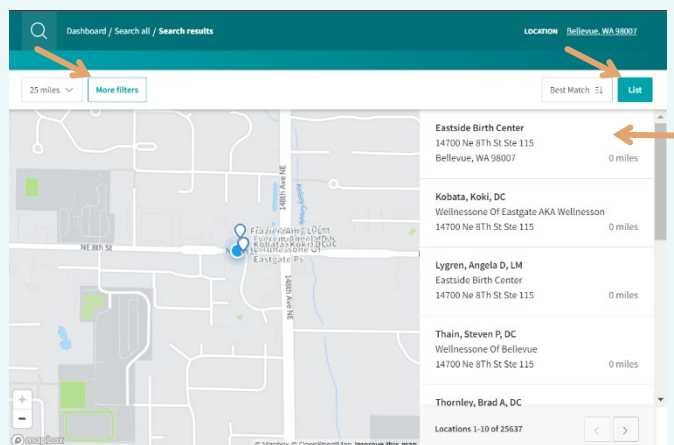
Examples are listed above for reference.

8 To save or print your search results, select **"Print Screen or Create PDF"** at the bottom of the results page.

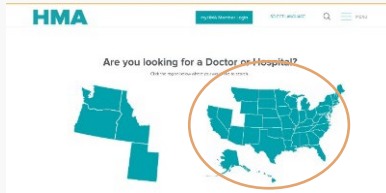
Print screen

Create PDF

7 To refine your search results, use the **filters** on the top left-side of the screen. Default results will display the closest doctor/facility within 25 miles of the entered location. View doctors/facilities on a map by clicking **"Map"** in the top right corner. Click **"List"** to go back to previous view.



Continued on the next page 

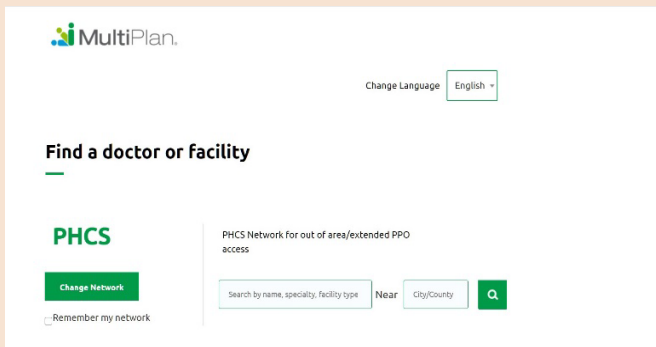


Outside of WA, OR, ID, or UT

How to check if a Physician, Specialist, or Facility is In-network:

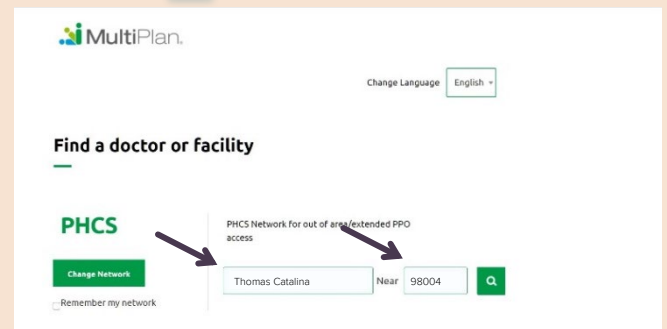
1

After selecting your location outside the four Northwest states on the map above, you will be directed to the Multiplan site.



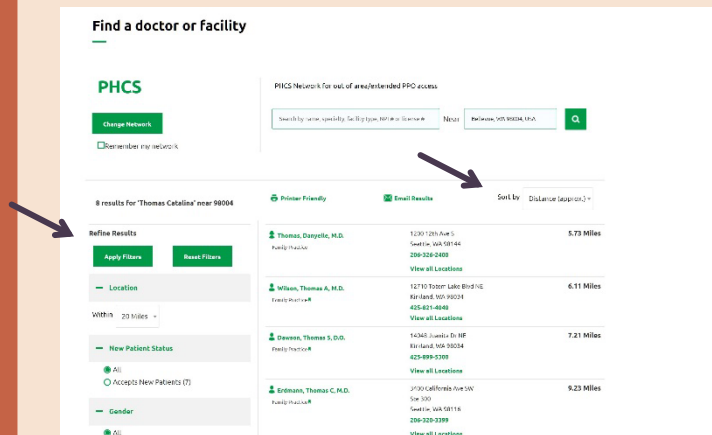
2

Enter a doctor name, specialty, or facility to verify their in-network status. Enter a location and select the search button.



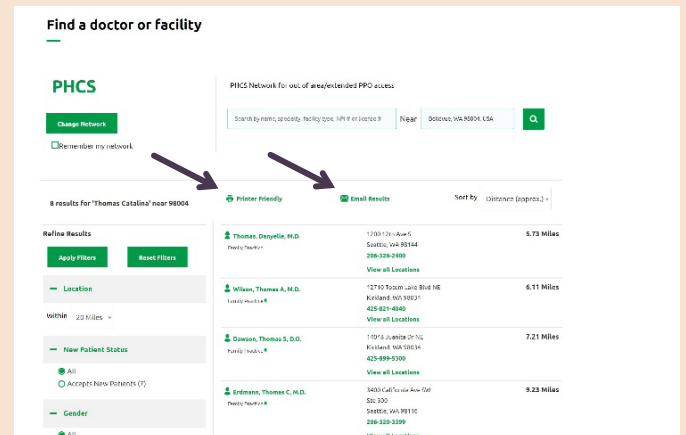
3

Refine your search results using the filters on the left-hand side of the screen. You can also sort your results using the **Sort** option found at the top right.



4

To print your results, select **Printer Friendly** or **Email Results**.



Multiplan works hard to ensure their data is accurate, but doctor information changes frequently. Also, finding a provider on this site is not a guarantee of benefits coverage.

Before receiving care, you should contact:

- ✓ The provider to verify new patient status, location, and network participation.
- ✓ Your health plan to verify your benefits.